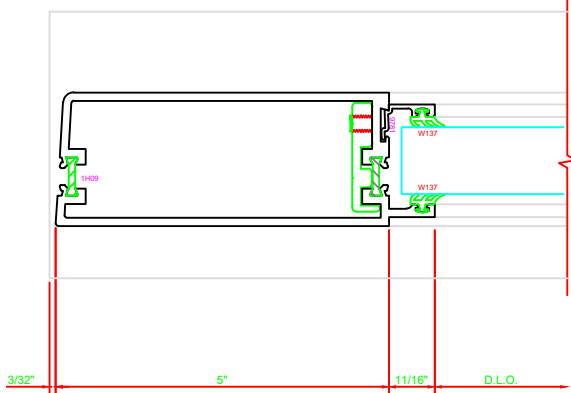


300 STILE
S/A D502 FOR OFFSET PIVOTS

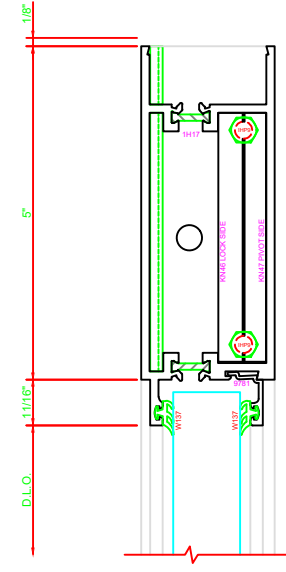
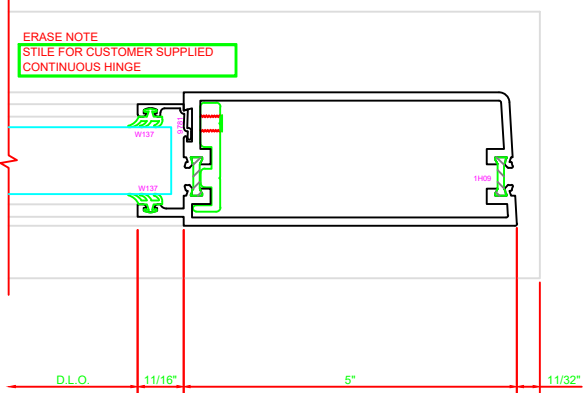
ERASE NOTE
BUTT HINGES CAN NOT BE USED WITH THERMASTILE DOORS



303 STILE
S/A D502 CONTINUOUS HINGE

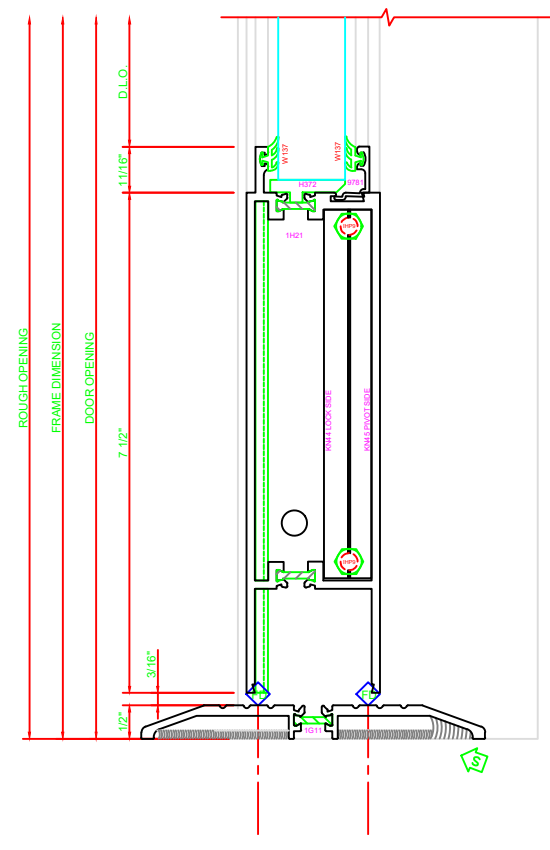
ERASE NOTE
THIS IS A BUY OUT OR CUSTOMER SUPPLIED HINGE. CHECK PROFILE AND CLEARANCE BEFORE USING THIS DETAIL. CHECK FASTENER LOCATIONS OF HINGE FOR INTERFERENCE AT DOOR OR JAMB.

ERASE NOTE
STILE FOR CUSTOMER SUPPLIED CONTINUOUS HINGE



100 TOP RAIL
S/A D502

ERASE NOTE
TOP RAIL FOR SURFACE CLOSERS, OR DORMA TYPE C.O.C., NOT LCN C.O.C.



200 BOTTOM RAIL
S/A D502